

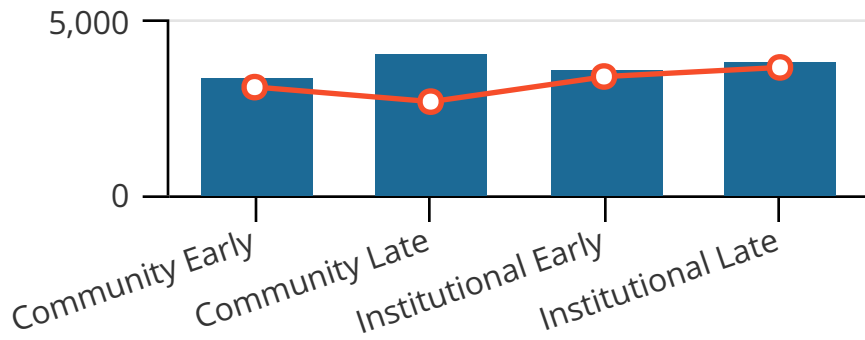
Home Health Agency A

Your HHGM Analysis Results

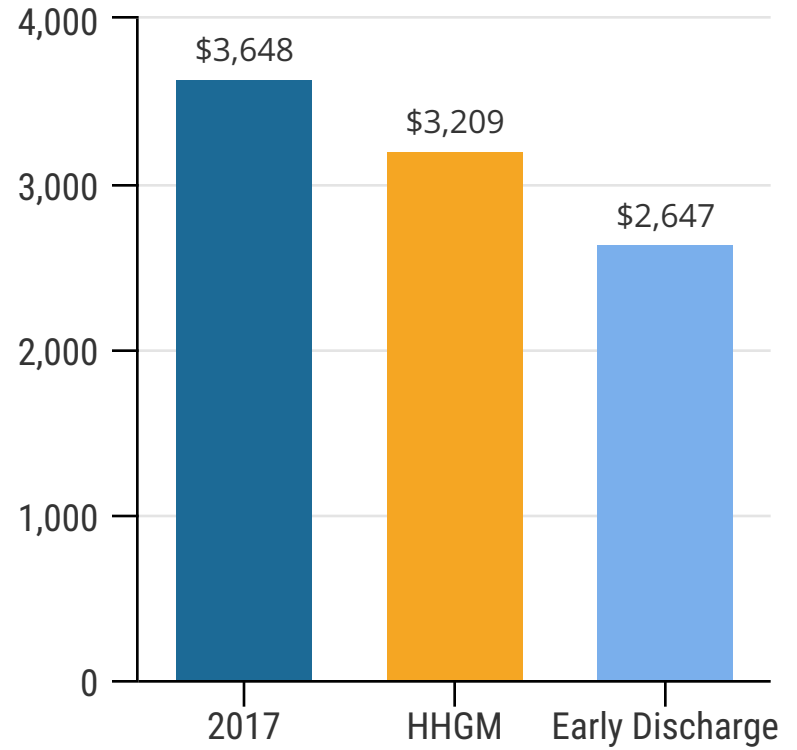
Sample Size: 3,237
 Sample Start Date: 4/2017
 Sample End Date: 10/2017



Admission Source



	2017	HHGM
2% Community Late	\$4,160	\$2,703
34% Community Early	\$3,471	\$3,121
16% Institutional Late	\$3,961	\$3,690
48% Institutional Early	\$3,661	\$3,428



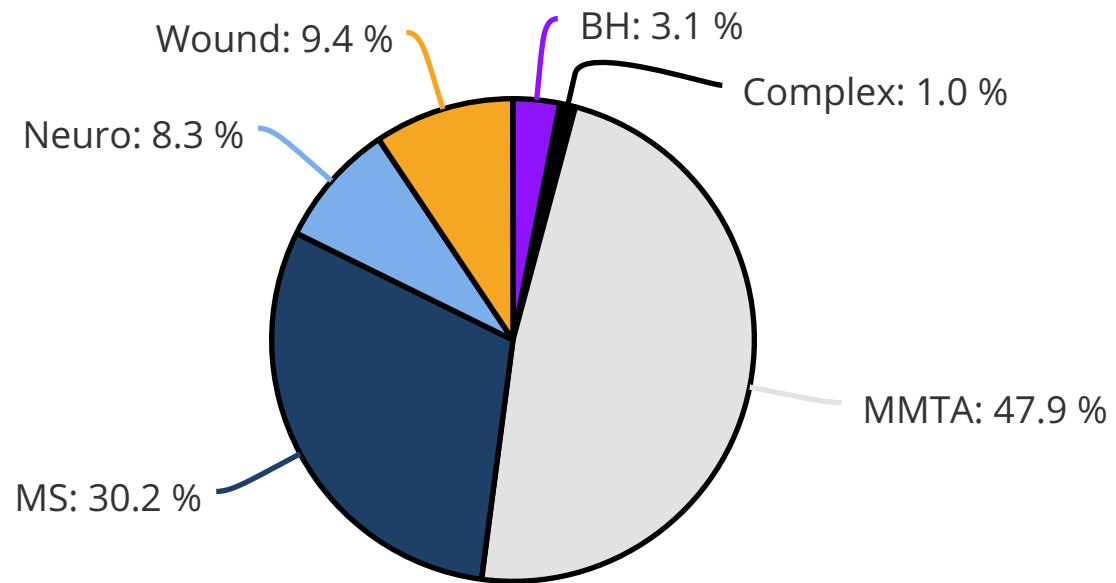
Your Average Reimbursement

You will see a 12% decrease in your reimbursement with HHGM payment model compared to 2017 reimbursement.

Comorbidity



	2017	HHGM
80% No Comorbidity	\$3,606	\$3,096
20% Yes Comorbidity	\$3,833	\$3,710



Clinical Categories

	2017	HHGM
Behavioral Health (BH)	\$3,322	\$2,795
Complex Nursing	\$3,917	\$3,337
MMTA	\$3,539	\$2,969
MS Rehab	\$3,657	\$3,250
Neuro Rehab	\$3,981	\$3,614
Wound	\$3,582	\$4,068

Functional Scores

	2017	HHGM
28% Q1 Functional	\$3,326	\$2,782
22% Q2 Functional	\$3,627	\$3,083
25% Q3 Functional	\$3,748	\$3,294
25% Q4 Functional	\$3,917	\$3,733