

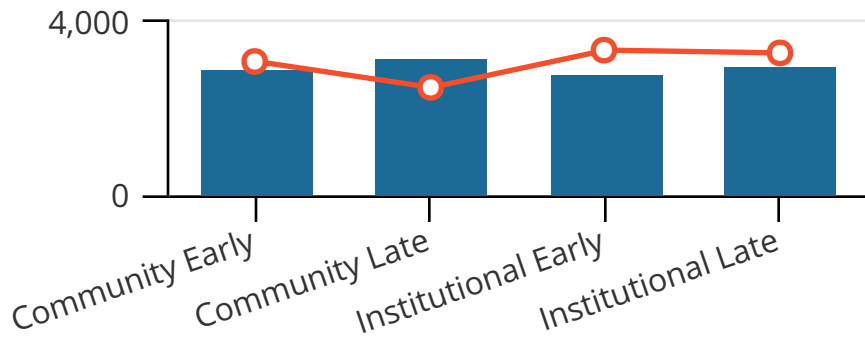
Home Health Agency B

Your HHGM Analysis Results

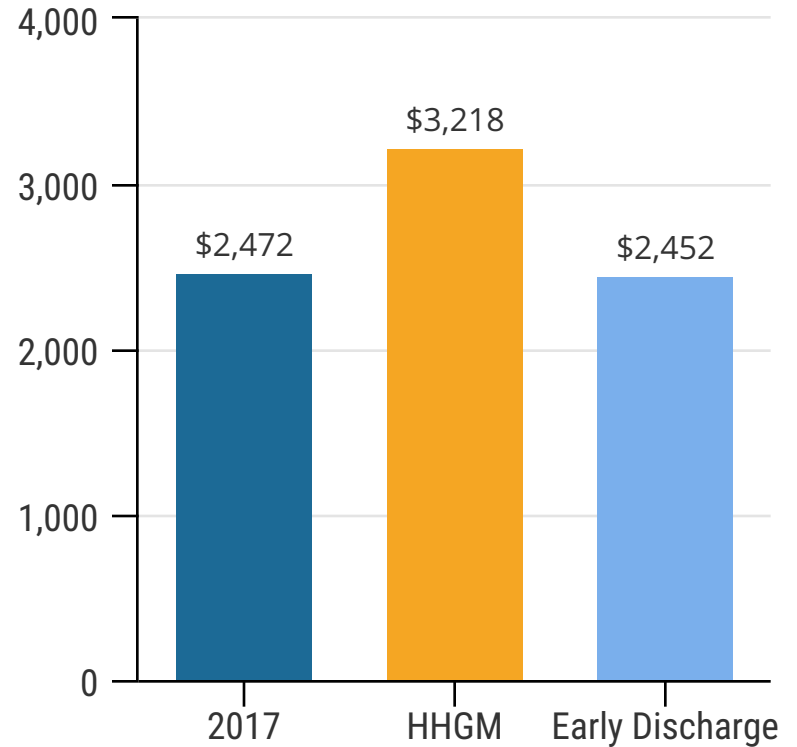
Sample Size: 11,716
 Sample Start Date: 1/2017
 Sample End Date: 8/2017



Admission Source



	2017	HHGM
8% Community Late	\$3,181	\$2,490
27% Community Early	\$2,956	\$3,088
6% Institutional Late	\$3,023	\$3,287
58% Institutional Early	\$2,802	\$3,351



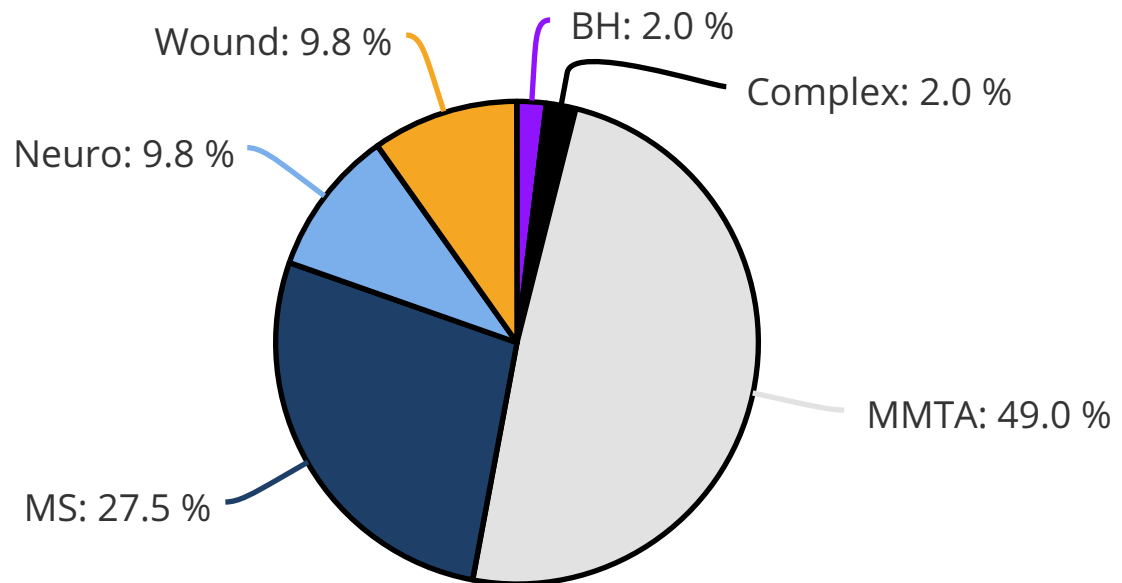
Your Average Reimbursement

You will see a 30% increase in your reimbursement with HHGM payment model compared to 2017 reimbursement.

Comorbidity



	2017	HHGM
76% No Comorbidity	\$2,760	\$3,105
24% Yes Comorbidity	\$3,043	\$3,759



Clinical Categories

	2017	HHGM
Behavioral Health (BH)	\$2,603	\$2,868
Complex Nursing	\$2,565	\$3,296
MMTA	\$2,715	\$3,099
MS Rehab	\$2,889	\$3,381
Neuro Rehab	\$3,388	\$3,790
Wound	\$3,277	\$4,229



Functional Scores

	2017	HHGM
23% Low Functional Need	\$2,583	\$2,979
24% Mild Functional Need	\$2,741	\$3,161
31% Mod Functional Need	\$2,889	\$3,436
22% High Functional Need	\$3,098	\$3,805